

design made in germany

Wilkhahn

Palette™ . 640 range

Solid. Understated. Ingeniously versatile.

Built to last: a solid-wood tabletop, resting on four column-shaped, table legs that are flush with the edge of the tabletop. Unlike virtually any other table range, Palette stands for the contemporary archetypal table. In terms of function and aesthetic appeal, the black top of the table legs and the glide are perfection itself. But Palette can do more: in just one simple step the leg can be released and moved to accommodate another panel. As a result, you can create, extend or divide tables to suit the way you want to use the room, procedures and numbers concerned – from a table for one or two, to a conference layout.

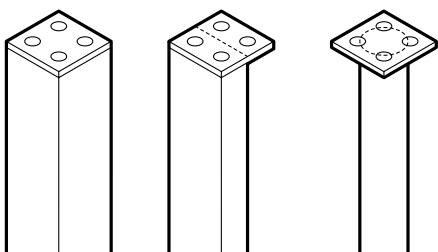
The rigid blockboard tops do not require any underframes. This creates more legroom and allows space-saving stacking (like pallets) of any tabletops not currently needed. And what is more, in addition to mass-produced tabletops, the ingenious design allows customised tabletops – including integration of state-of-the-art multimedia equipment.



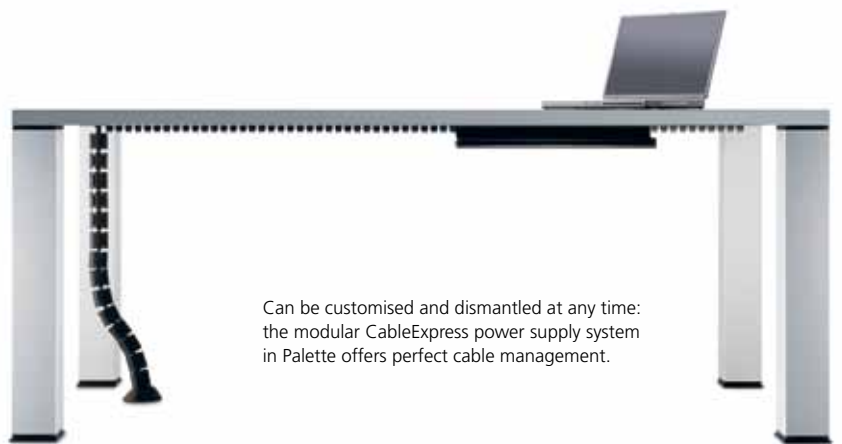
Palette
Design: Karlheinz Rubner



From a systems table to a customised layout including in-built equipment: the spectrum ranges from cable outlets, to fold-out plug-and-play slots or perfectly integrated single table portals, to electrically retractable flat screens.



Leg shapes for systems tables and table layouts: square, rectangular, round. Different table edges, veneers, linoleum and laminates leave plenty of room for the imagination.

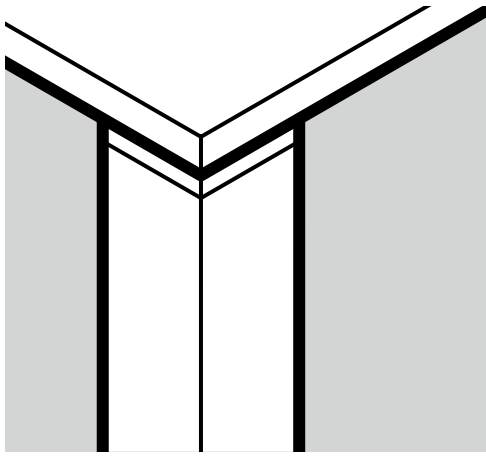


Can be customised and dismantled at any time: the modular CableExpress power supply system in Palette offers perfect cable management.

Further information at: www.wilkhahn.com/palette

Standards and certificates. For up to date environmental information, please visit the Wilkhahn website.





Palette™

640 range. Technical details.

Function

Flexible, impressive-looking table system with options ranging from the single table to complex conference table system for office, seminar and conference rooms. Table top forms, lipping and table leg shapes can be adapted to suit different design concepts. Ideal for customized conference table systems and integrating state-of-the-art information and communications technologies.

Frame

Legs in square aluminium profile 100x100 mm (3 7/8" x 3 7/8"), clear anodized (rectangular leg on request) or coated, with four pins and connected with a bayonet lock integrated into the table top. Optionally with legs in rectangular aluminium profile 100x35 mm (3 7/8" x 1 3/8") or in round aluminium tube Ø 65 mm (2 1/2") – optionally also bright chromium-plated finish possible. Base element with adjustable black polyamide glides.

Core material of table top

Particle board with straight, concealed lipping. Optionally also edge with bullnose double or chamfered profile (linkable table edges are only available with a straight edge). Integrated connecting mechanism for fixing legs.

Table top group 1 – laminate

Thickness 39 mm (1 1/2")
Laminate according to Wilkhahn colour and surface finish samples with laminated beech lipping, natural oiled finish.

Table top group 2 – veneer

Table top thickness 39 mm (1 1/2")
Variation 1:
Beech veneer according to Wilkhahn woodstain colour samples with laminated beech lipping, as far as possible in the same colour as the veneer, or oak or ash veneer according to Wilkhahn woodstain colour samples with lipping, as far as possible in the same colour as the veneer.
Variation 2:
Maple, cherry, walnut or elm veneer, as well as Wilkhahn veneer Mocca according to the Wilkhahn woodstain colour samples with lipping, as far as possible in the same colour as the veneer.

Veneer types

As a standard, veneers are slip-matched onto the table top. The surfaces are sealed with clear lacquer:
Open-pore: oak, ash, walnut and elm veneer, as well as Wilkhahn Mocca veneer.
Closed-pore: maple, beech and cherry veneer.
Bottom of table in beech veneer, mostly colour matched with the veneer on the top of the table. Some specific growth features possible.

Table top group 3 – linoleum

Table top thickness 40 mm (1 5/8")
Linoleum according to Wilkhahn linoleum colour samples, laminated beech lipping, natural oiled finish.

Single table portal

Portal with brushed profile the same colour and material as the table top on both sides. Aperture with real wood lipping, as far as possible in the same colour as the table top. Hinge can be opened to 180°.
Single table portal:
350 x 150 mm (13 3/4" x 5 7/8") or
300 x 150 mm (11 3/4" x 5 7/8").
Linoleum on request.

Standards

Palette tables comply with ANSI/BIFMA X 5.5.

In addition to standard versions, a variety of customized options are available. Shapes, dimensions, surfaces and prices on request.

When placing repeat orders, please indicate whether your table tops have slip-matched or book-matched veneer.

Adjoining table systems can be matched up to a maximum length of 270 cm (106 1/4").

Edge profiles



Straight

Bullnose double

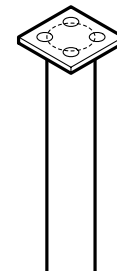
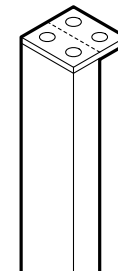
Chamfer

Leg forms

Square

Rectangle

Round



De Projectinrichter

Bel gratis 0800-5666666

Subject to technical change without notice.