

De Projectinrichter 

www.deprojectinrichter.com
088 - 650 12 34

NORR 11

NORR 11

At NORR11 we seek to innovate and rethink design classics in order to improve upon, and create truly iconic pieces that withstand the test of time, both physically and aesthetically. Our furniture reflects a heritage stemming from the Danish Modern movement of the mid-1900's: clean, pure lines, naturalness, and excellent craftsmanship. NORR11's furniture is timeless.

Second only to the pursuit of great design is our desire to make quality designer furniture available to everyone.

Although rooted in Scandinavia, our designers draw influence from cultures around the world: the Chinese Ming Dynasty, rough South Asian expressions; the American Shaker style of the 1800's; and Bauhaus style, to name a few. NORR11's designers also draw inspiration from the materials themselves, focusing on the pureness of woods and excellence of joinery.

Our designers

Knut Bendik Humlevik from Norway and Rune Krøjgaard from Denmark are NORR11's main designers, and were both educated at The Royal Danish Academy of Fine Arts, School of Architecture in Copenhagen. Their passion for design is translated into the iconic pieces we produce.

MAMMOTH

SEATING

MAMMOTH, SEATING





The Mammoth Chair is hand-crafted with a solid oak wood frame. The Fluffy-variant has an upholstery of thick fabric or vintage leather, and the Slim version comes with cushions upholstered with vintage Leather.

Mammoth Chair is a modern winged armchair, with a seat and back made with the same compression mold. The specific technique used for cutting this form gives this chair its signature. Using a simplified production method, with a focus on creating a clean and minimalistic chair, the Mammoth is iconic and comfortable.

The Mammoth Chair is available in two versions, Slim and Fluffy. Both versions sit on a solid oak frame, with seat and back in laminated oak veneer. The Slim version is available in Vintage Leather. The Fluffy version is upholstered and available in either washed canvas, wool, or vintage leather.

Mammoth Chair and Ottomann, different fluffy variations

Mammoth Chair, Fluffy Canvas, Washed Green

	
MAMMOTH CHAIR, FLUFFY WASHED CANVAS	MAMMOTH CHAIR, FLUFFY WOOL
	
MAMMOTH CHAIR, FLUFFY LEATHER	MAMMOTH CHAIR, SLIM

Available in several variations and colors





LANGUE
SEATING

LANGUE, SEATING

Langue is a piece of furniture with soft clean lines and a minimalistic appearance that highlights the quality of the materials used. Shape and simplicity are the basic elements of the Langue Series, creating a highly aesthetic and functional chair. The product is a chair suitable for everyday life, as well as an extraordinary piece of design.

The Langue Original and Avantgard Dining Chair is available with molded plastic seat that comes in five colors. It is also available with a leather upholstered seat in three qualities of leather: Premium Leather (available in four colors), Vintage Leather (available in four colors) and Tempur Leather (available in three colors). The beechwood frame is offered in a natural wax finish, black or a dark brown 'Wenge' stain. The metal frame of the Avantgarde is available in three different color options: polished chrome, powder-coated black, and brushed brass.

Langue Lounge, black, wooden legs and Carbon Brown Tempur Leather seat /
Langue Dining, black, wooden legs and Carbon Brown Tempur Leather seat

LANGUE ORIGINAL DINING CHAIR

LANGUE AVANTGARDE DINING CHAIR

LANGUE STACK CHAIR

LANGUE ORIGINAL LOUNGE CHAIR

Available in several variations and colors

MAN

SEATING

MAN, SEATING

The Man Series features a stainless steel frame with seat and back made of stretched canvas. The cushions are upholstered with high quality leather and have fine down filling. The Man Series is available with cushions in two varieties of quality leather, Vintage and Premium.

The Man furniture series references the 1950's - 1960's Danish furniture design, a period that was inspired by Bauhaus, where simple and clean shapes were the focus. Minimal detailing and stylish clean expression portray this style of design in the Man Series.

The charismatic parallel frame and the visible joining of the materials clearly define the construction found in this series. The furniture of the Man series is suitable for open spaces, as well as homely surroundings, where the furniture appears both decorative and functional.

Man Chaise Longue, black leather / **Man Two-seater Sofa**, black leather / **Man Lounge Chair**, black leather / **Man Coffee Table**, black marble top / **Cosmos Vase**



SHANGHAI

SEATING

SHANGHAI, SEATING

The look of the Shanghai Chair is pure with details that highlight the quality of constuction and craftsmanship. The high back and armrest of this chair surrounds the body naturally and creates a comfortable space.

The structure of this chair is inspired by the classic Chinese chair of the Ming Dynasty. The beauty of the ash wood is an integral part of this chair's expression, which was intended to create a piece of furniture which beauty comes from a simple structure and minimal detailing, uniting Asian and Scandinavian furniture design.

Shanghai Lounge Chair, black wood and black paper cord / **Shanghai Ottamann**, black wood and black paper cord / **Calla Vase**

DINING

BLACK, BLACK PAPER CORD

BLACK, NATURAL PAPER CORD

NATURAL, NATURAL PAPER CORD





NY11
SEATING

NY11, SEATING

The New York Dining Chair (NY11) celebrates the many traditional school chairs that were designed throughout the twentieth century in Denmark. The frame is made of solid oak and the seat of laminated oak veneer. NY11 is available in two versions, both of which accentuate the beautiful structure of the wood. NY11 is a durable and functional chair with a timeless expression and references the Scandinavian design classics.

Clean lines and uncomplicated design are the characteristics of this particular chair.

NY11 Dining Chair, walnut with leather seat / **Charcoal Dining Table** with black **I Do Treste Table Legs** / **Fleur Vase** / **Fleur Bottle** / **Trieste Vase**

	
NY11 DINING CHAIR	NY11 DINING CHAIR, LEATHER
	
NY11 BAR CHAIR, TALL	NY11 BAR CHAIR, LEATHER / LOW

Available in several variations and colors

MADONNA

SOFA

Madonna Sofa, black canvas / **Time Coffee Table** / **Fleur Bottle** / **Line Two Lamp**, oxidized

MADONNA, SOFA

The Madonna Sofa is a module based sofa with a strong core of plywood and high quality cold cure foam, and upholstered with a strong cotton canvas that comes in several colors.

The Madonna Sofa encourages relaxation, with its deep seat and soft expression. The design has a clean look making it easy to compose and decorate with pillows and blankets. The 9 different modules provide a great opportunity to build the ideal sofa for each individual room. The sofa has a Click-Link system that makes it easy to transport and assemble.

The Madonna Sofa consists of the following modules, which can be freely combined. Please note that the cushions are not included, but can be bought separately:

- 1. Right Arm
- 2. Left Arm
- 3. Center
- 4. Right Corner
- 5. Left Corner
- 6. Right Chaise Lounge
- 7. Left Chaise Lounge
- 8. Small Ottoman
- 9. Large Ottoman

MACCHIATTO, SOFA

The Macchiato Sofa is an asymmetric modular sofa, with stong core, high content of down and feathers, and exclusive fabric upholstery.

With its 9 different modules in several materials and colors, the Macchiato Sofa gives a unique opportunity for personal expression. The highly individual modules allows for a regular sofa, but also the possibility of an unconventional solution with open ends. The sofa has a Click-Link system that makes it easy to transport and assemble.

The Macchiato consists of the following modules, which can be freely combined and upholstered with an elegant fabric of cotton, viscose or polyester. All come with accompanying pillows.

1. Right Arm
2. Left Arm
3. Small Center
4. Large Center
5. Right Chaise Longue
6. Left Chaise Longue
7. Corner
8. Double Seater
9. Ottoman

Macchiatto Sofa, Dorian White / **Duke Coffee Table Large**, Khaki Grey / **Duke Side Table Small**, Antique White / **Mini Vase** / **Oda Tray**

MACCHIATO *SOFA*

VERNER PANTON RELAXER ONE *SEATING*

VERNER PANTON, RELAXER ONE CHAIR

The Relaxer One Chair was initially designed in 1974 by Verner Panton. In its design Panton has accentuated the art of seating, with a chair, which is ergonomically fitted to any body size and posture. The Panton Relaxer chair rapidly became a highly collectible object for vintage design enthusiasts and collectors. From poolside relaxation and bar lounging, to a most suitable addition to any living room, the Relaxer is already re-claiming its past state as one of the most interesting icons of Panton's design universe.

The Relaxer One Chair is available in either a black American Oak base with Black leather or Stone Grey or Anthracite wool upholstery or a natural American Oak base with either Mocca, Natural or Forest wool upholstery.

ROUGH, TABLE

The Rough table is made of a single, solid piece of Suar wood with a thickness of 10-12 cm and a width varying between 80-120 cm.

The Suar wood is a common treesort in Asia and is characterised by its beautiful grain pattern. By cutting the trunks in one piece you get an amazing table showcasing the natural veins of the wood. The natural shape and the grain of the wood runs beautifully across the table and in some cases the former sprouts of branches and texture of the bark is visible. The non-linear form reflects the natural growth of the tree and makes each table unique.

The Rough tabletop is available in natural or dark stained.

Rough Tabletop with black **Maiden** legs / **Cloche Three**, black / **Langue Dining**, black leather seat and **Avantgarde** brass legs

TABLE TOPS

TABLE

TABLE TOPS, TABLE

The Tabletops are hand-crafted from solid rosewood and have an insert to simplify the attachment of table legs.

Through simplicity and focus on the use of quality materials, the tabletops are beautiful in their essence. The natural beauty of rosewood is allowed to shine and the use of traditional craftsmanship to construct the tabletops further highlights the intricacies already present in the material. In this way, a simple table becomes a centerpiece in the dining room.

CHARCOAL DINING

I DO TRESTLE, BLACK / RAW / WHITE

MAIDEN, BRASS / RAW / BLACK

CHESTNUT DINING

I DO TRESTLE, BLACK / RAW / WHITE

MAIDEN, BRASS / RAW / BLACK

RAW STRIPED DINING

I DO TRESTLE, BLACK / RAW / WHITE

MAIDEN, BRASS / RAW / BLACK

DUKE

TABLE

DUKE, TABLE

The Duke Series are simple, practical coffee and side tables. Designed with consideration of functionality and design purity, the Duke Series comes in small, medium, and large sizes. The ratio of tray size to base size makes the medium size particularly functional, as the base can be rotated onto its different faces to create three different table heights. When all three sizes are placed together, they create a landscape that compliments any home.

Duke Coffee Table Large, Antique White / **Duke Coffee Table Medium**, black

DUKE SIDE TABLE, SMALL

DUKE COFFEE TABLE, MEDIUM

DUKE COFFEE TABLE, LARGE

TRAY, TABLE

The Theo, Time, Tip, and Tray tables are solid oak, handmade coffee and side tables that are characterised by minimalist, pure design with roots in the Japanese-Asian region. The tabletop is shaped like a tray, and is removable to allow easy serving of food and drinks. These tables truly combine form and function in a beautiful way.

TRAY *TABLE*

TIP COFFEE TABLE

TIME COFFEE TABLE

THEO SIDE TABLE

TRAY COFFEE TABLE

CLOCHE

LIGHTING

CLOCHE, LIGHTING

The Cloche series is a family of pendant lamps made of spun aluminium with a brushed brass treatment on the inside. It comes with an optional opaque acrylic shield to distribute soft light. This elegant pendant lamp is suspended with a steel wire and has a fabric-sheathed cable.

The Cloche series is inspired by the French hat of the early 1900's known by the same name. The open design spreads an even light, creating a gentle atmosphere with deep shades and reflections from the brass. The Cloche series is a beautiful piece of minimalism.

Cloche Three, black / **Langue Dining**, black leather seat, **Avantgarde** brass legs / **Rough Tabletop**, with black **Maiden** legs / **Tree Vase**

STATION, LIGHTING

The Station Lamp is a steel pendant lamp with a hard spun shade and a galvanised top fork.

The Station Lamp is a minimalist industrial lamp with few components. It takes its origin in shape and colors from the 1940 and 1950s. The Station Lamp provides a warm down light and a defined up light, which are ideal over dining tables and hallways.

STATION

LIGHTING

OYSTER WHITE

SIGNAL BLACK

FERN GREEN

TOMATO RED

INDUSTRIAL, LIGHTING

The Industrial Lamp is a modern-industrial lamp suspended by two chains from the ceiling.

The Industrial Series consist of reconstructed projector lamps which industrial expression provides an interesting contrast in the home. The inner dish is carefully designed to provide maximum reflection from the light source.

The Industrial Lamp comes in two variations - matte black with a rough surface and matte gray with the same surface. All lamps can be used outside as well as inside.

INDUSTRIAL *LIGHTING*

WALL, SMALL

WALL, LARGE

PENDANT

LINE

LIGHTING

LINE, LIGHTING

Line is handmade with a genuine marble base, giving the lamp a solid foundation. The base and the aluminium lampshade are connected with a brass rod.

The Line Series is inspired by 40's Film Noir. The characteristics from this particular era are depicted through rawness, the clear silhouette, clean lines and a gentle light.

LINE ONE	BLACK SHADE / NATURAL BASE	OXIDIZED SHADE / NATURAL BASE	WHITE SHADE / WHITE BASE
----------	----------------------------	-------------------------------	--------------------------

LINE TWO	BLACK SHADE / NATURAL BASE	OXIDIZED SHADE / NATURAL BASE	WHITE SHADE / WHITE BASE
----------	----------------------------	-------------------------------	--------------------------

PIPE, LIGHTING

The Pipe Pendant Lamp is an energy-saving lamp made from traditional steel pipes and features an included LED bulb.

The Pipe Lamp family is formed by the inspiration of the industry, where pipes are often necessary for daily operations. The lamp is part of a family that teams up with its different heights – for in both industry and installation, a pipe seldom comes alone. The light from the LED bulb provide a directional warm tone.

BRASS / BLACK

WHITE / WHITE

RAW / WHITE

BLACK / BLACK

MAGASIN, LIGHTING

The Magasin Lamp is a large pendant lamp made of powder coated steel, with an old industrial look. The lamp is suspended with an oxidized chain and black textile cable.

The Magasin Lamp is inspired by the old French industrial lamp, which could be found in warehouses and factory halls at the time. The lamp exterior is coated with a shiny black color, while the inside of the shade has a oyster white color to give the light an “old”, warm feeling.

Magasin Lamp / NY11 Bar Chair, walnut

MAGASIN

LIGHTING

MR. FANG, LIGHTING

The Mr. Fang series is a series of standing lamps featuring a molded composite base with a wide or tall fabric lampshade. The shade is covered with a thin and fine textured fabric. It combines an organic, rhythmic base with a straight, geometric shade. The organic expression of the base compliments the rank shape of the cylindrical shade.

Mr. Fang Table Lamp is available both in grey and black variations with matching lampshades. The lampshade is available in either a wide or tall version.

MR. FANG
LIGHTING

FLOOR, TALL

FLOOR, WIDE

TABLE, TALL

TABLE, WIDE

CYLINDER

LIGHTING

CYLINDER, LIGHTING

The focal point of these lamps is the joining of the hooks and cylinder, accentuating the lamp as a floating object. A lampshade that is open at both ends spreads the light evenly throughout the room.

The Cylinder series are available in four different sizes and colours – black, brown, grey and off-white. The black and brown versions come with black hooks and ceiling mount, while the grey and off-white versions come with white hooks and ceiling mount.

CYLINDER ONE

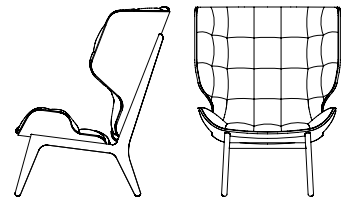
CYLINDER TWO

CYLINDER THREE

CYLINDER FOUR

PRODUCT OVERVIEW

SEATING



MAMMOTH CHAIR

DIMENSIONS

W: 89 / D: 87 / H: 104 cm


Seat Height: 35,5 cm



MAMMOTH OTTOMAN

DIMENSIONS

W: 61,5 / D: 53 / H: 37 cm



LANGUE DINING ORIGINAL

DIMENSIONS

W: 50 / D: 51 / H: 78 cm

Seat Height: 46 cm

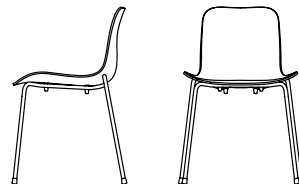


LANGUE DINING AVANTGARDE

DIMENSIONS

W: 50 / D: 51 / H: 78 cm

Seat Height: 46 cm

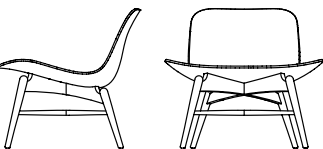


LANGUE STACK

DIMENSIONS

W: 57 / D: 51 / H: 78 cm

Seat Height: 46 cm



LANGUE ORIGINAL LOUNGE

DIMENSIONS

W: 69,5 / D: 64 / H: 61,5 cm

Seat Height: 36 cm

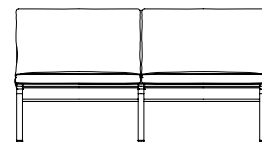


MAN LOUNGE CHAIR

DIMENSIONS

W: 67 / D: 74 / H: 75 cm

Seat Height: 33 cm

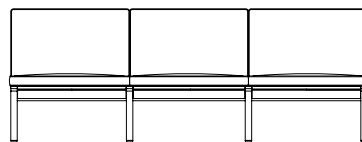


MAN TWO-SEATER

DIMENSIONS

W: 132 / D: 74 / H: 75 cm

Seat Height: 37 cm

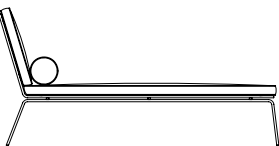


MAN THREE-SEATER

DIMENSIONS

W: 197 / D: 74 / H: 75 cm

Seat Height: 37 cm



MAN CHAISE LONGUE

DIMENSIONS

W: 82 / D: 150 / H: 78 cm

Seat Height: 34 cm



MAN DAYBED

DIMENSIONS

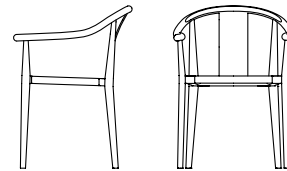
W: 85 / D: 202 / H: 30 cm



MAN OTTOMAN

DIMENSIONS

W: 67 / D: 56 / H: 33 cm

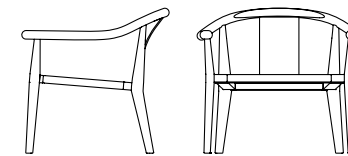


SHANGHAI DINING CHAIR

DIMENSIONS

W: 58,5 / D: 57,5 / H: 79,5 cm

Seat Height: 45 cm / Armrest Height: 65 cm

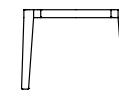


SHANGHAI LOUNGE CHAIR

DIMENSIONS

W: 71 / D: 77,5 / H: 71 cm

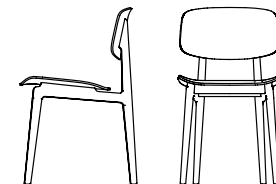
Seat Height: 38,5 cm



SHANGHAI OTTOMAN

DIMENSIONS

W: 48 / D: 55,5 / H: 35 cm



NY11 DINING CHAIR

DIMENSIONS

W: 47 / D: 50,5 / H: 78 cm

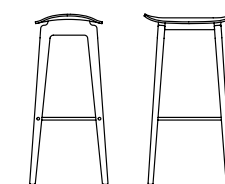
Seat Height: 45,5 cm



NY11 BAR CHAIR LOW

DIMENSIONS

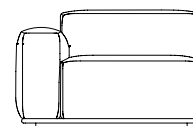
W: 40 / D: 35 / H: 65 cm



NY11 BAR CHAIR TALL

DIMENSIONS

W: 10 / D: 35 / H: 75 cm

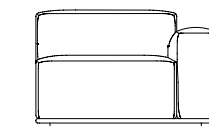


MADONNA RIGHT ARM

DIMENSIONS

W: 105 / D: 105 / H: 67 cm

Seat Height: 40 cm

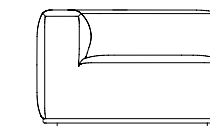


MADONNA LEFT ARM

DIMENSIONS

W: 105 / D: 105 / H: 67 cm

Seat Height: 40 cm

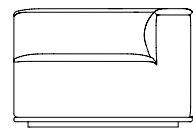


MADONNA RIGHT CORNER

DIMENSIONS

W: 105 / D: 105 / H: 67 cm

Seat Height: 40 cm

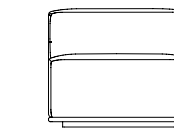


MADONNA LEFT CORNER

DIMENSIONS

W: 105 / D: 105 / H: 67 cm

Seat Height: 40 cm



MADONNA CENTER

DIMENSIONS

W: 80 / D: 105 / H: 67 cm

Seat Height: 40 cm

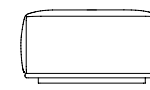


MADONNA LARGE OTTOMAN

DIMENSIONS

W: 105 / D: 105 / H: 40 cm

Seat Height: 37 cm

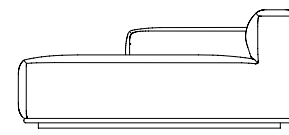


MADONNA SMALL OTTOMAN

DIMENSIONS

W: 80 / D: 105 / H: 40 cm

Seat Height: 37 cm

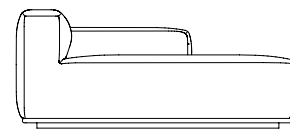


MADONNA RIGHT CHAISE LONGUE

DIMENSIONS

W: 160 / D: 105 / H: 67 cm

Seat Height: 40 cm



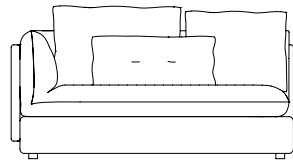
MADONNA LEFT CHAISE LONGUE

DIMENSIONS

W: 160 / D: 105 / H: 67 cm

Seat Height: 40 cm

SEATING

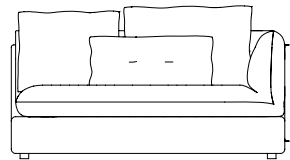


MACCHIATO RIGHT ARM

DIMENSIONS

W: 160 / D: 100 / H: 70 cm

Seat Height: 40 cm

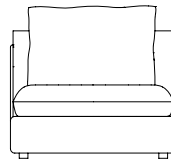


MACCHIATO LEFT ARM

DIMENSIONS

W: 160 / D: 100 / H: 70 cm

Seat Height: 40 cm

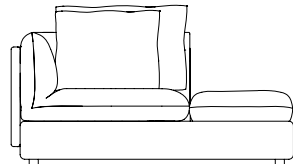


MACCHIATO SMALL CENTER

DIMENSIONS

W: 94 / D: 100 / H: 70 cm

Seat Height: 40 cm

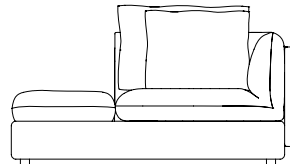


MACCHIATO RIGHT CHAISE LONGUE

DIMENSIONS

W: 160 / D: 100 / H: 70 cm

Seat Height: 40 cm

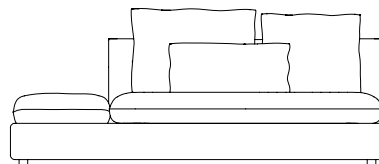


MACCHIATO LEFT CHAISE LONGUE

DIMENSIONS

W: 160 / D: 100 / H: 70 cm

Seat Height: 40 cm

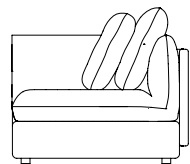


MACCHIATO LARGE CENTER

DIMENSIONS

W: 212 / D: 100 / H: 70 cm

Seat Height: 40 cm

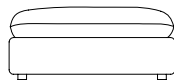


MACCHIATO CORNER

DIMENSIONS

W: 100 / D: 100 / H: 70 cm

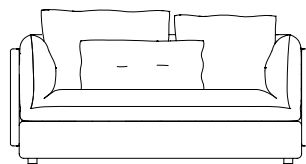
Seat Height: 40 cm



MACCHIATO OTTOMAN

DIMENSIONS

W: 94 / D: 94 / H: 40 cm

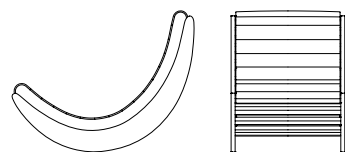


MACCHIATO DOUBLE SEATER

DIMENSIONS

W: 170 / D: 100 / H: 70 cm

Seat Height: 40 cm



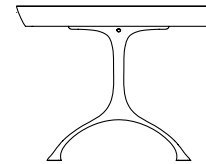
VERNER PANTON RELAXER ONE

DIMENSIONS

W: 100 / D: 62 / H: 80 cm

Seat Height: 21 cm

TABLES

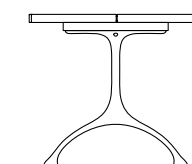


ROUGH TABLE

DIMENSIONS

W: 220/300/400 / D: 80-120 / H: 75 cm

Table top thickness: 10-12 cm



RANCH TABLE

DIMENSIONS

W: 220/260/300 / D: 85-95 / H: 70 cm

Table top thickness: 5 cm

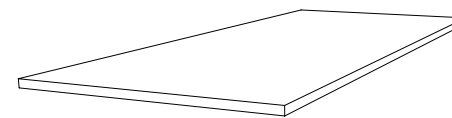
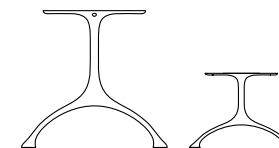


TABLE TOPS

DIMENSIONS

W: 220/260/300 / D: 95

Table top thickness: 3 cm



MAIDEN TABLE LEGS

DIMENSIONS

DINING TABLE: W: 70 / D: 20,5 / H: 66,5 cm

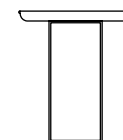
COFFEE TABLE: W: 50 / D: 18 / H: 36 cm



I DO TRESTE DINING TABLE LEGS

DIMENSIONS

W: 65 / D: 31,5 / H: 71,5 cm



DUKE SIDE TABLE SMALL

DIMENSIONS

H: 45 cm

Diameter: 45 cm



DUKE COFFEE TABLE MEDIUM

DIMENSIONS

H: 39/45/53 cm

Diameter: 70 cm



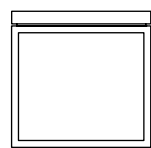
DUKE COFFEE TABLE LARGE

DIMENSIONS

H: 39 cm

Diameter: 90 cm


TABLES



THEO SIDE TABLE

DIMENSIONS


W: 30 / D: 55 / H: 54 cm



TIME COFFEE TABLE

DIMENSIONS

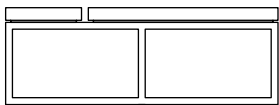
W: 55 / D: 15500 / H: 38 cm



TIP COFFEE TABLE

DIMENSIONS

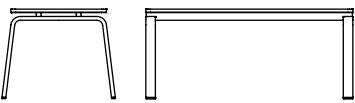
W: 55 / D: 75 / H: 37,8 cm



TRAY COFFEE TABLE

DIMENSIONS

W: 55 / D: 107 / H: 37,8 cm



MAN SIDE TABLE

DIMENSIONS


W: 65 / D: 30 / H: 35,5 cm



MAN COFFEE TABLE

DIMENSIONS

W: 100 / D: 45 / H: 35,5 cm



LOOK COFFEE TABLE

DIMENSIONS

W: 80 / D: 80 / H: 30 cm

LIGHTING

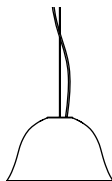


CLOCHE ONE

DIMENSIONS

H: 16 cm

Diameter: 21 cm

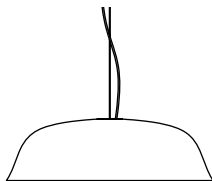


CLOCHE TWO

DIMENSIONS

H: 25 cm

Diameter: 42 cm

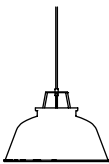


CLOCHE THREE

DIMENSIONS

H: 25 cm

Diameter: 82 cm

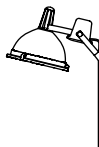


STATION LAMP

DIMENSIONS

H: 29 cm

Diameter: 42 cm

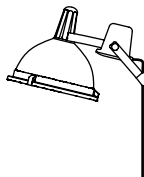


INDUSTRIAL WALL LAMP SMALL

DIMENSIONS

H: 25,5 cm

Diameter: 27,5 cm

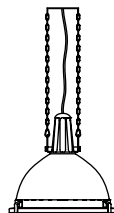


INDUSTRIAL WALL LAMP LARGE

DIMENSIONS

H: 37,5 cm

Diameter: 42,5 cm




INDUSTRIAL PENDANT LAMP

DIMENSIONS

H: 35,5 cm

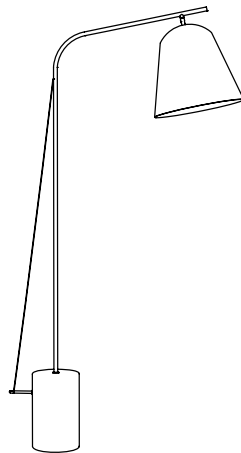
Diameter: 42,5 cm



LINE ONE

DIMENSIONS

W: 23 / D: 55 / H: 140 cm



LINE TWO

DIMENSIONS

W: 37,5 / D: 95 / H: 186 cm

LIGHTING



PIPE ONE

DIMENSIONS

H: 40 cm
Diameter: 3,5 cm



PIPE TWO

DIMENSIONS

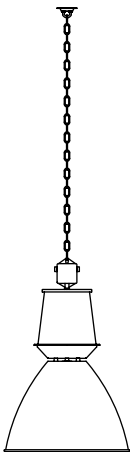
H: 48 cm
Diameter: 3,5 cm



PIPE THREE

DIMENSIONS

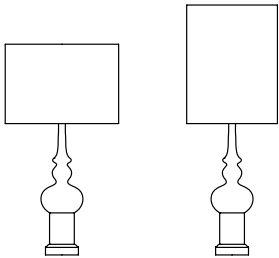
H: 56 cm
Diameter: 3,5 cm



MAGASIN LAMP

DIMENSIONS

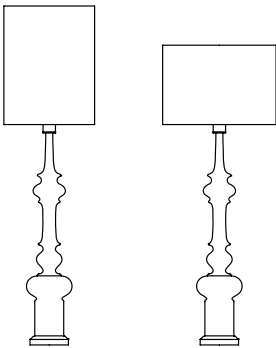
H: 76 cm
Diameter: 50 cm



MR. FANG TABLE LAMP

DIMENSIONS

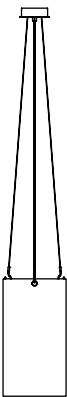
H: 96/105 cm
Diameter: 40/50 cm



MR. FANG FLOOR LAMP

DIMENSIONS

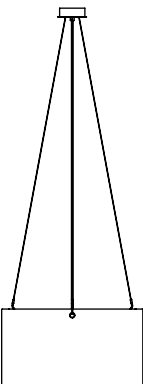
H: 140/134 cm
Diameter: 40/50 cm



CYLINDER ONE

DIMENSIONS

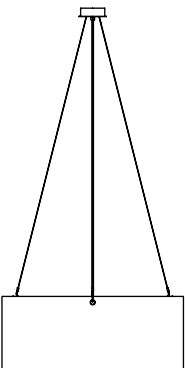
H: 42 cm
Diameter: 25 cm



CYLINDER TWO

DIMENSIONS

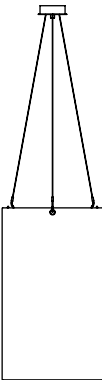
H: 30 cm
Diameter: 56 cm



CYLINDER THREE

DIMENSIONS

H: 30 cm
Diameter: 72 cm



CYLINDER FOUR

DIMENSIONS

H: 72,5 cm
Diameter: 40 cm

De Projectinrichter 

www.deprojectinrichter.com
088 - 650 12 34

NORR 11