

DOMINO reception furniture

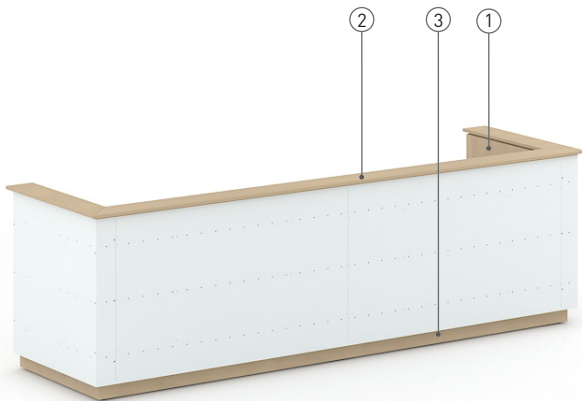


FEATURES

- Own unique design using various panel's thickness, material and colors;
- Modular front panels can be upholstered with fabric, pressed with veneer or melamine;
- Fits with fixed and sit-stand desks;
- Fits with acoustic screens;
- Wire management;
- 2 different shapes (U and L (left handed and right handed) and 3 different sizes:
 - U shape (2200, 3200, 3600 mm);
 - L shape (2035, 3035, 3435 mm).

De Projectinrichter

TECHNICAL INFORMATION



Back/inside panel unit (1)

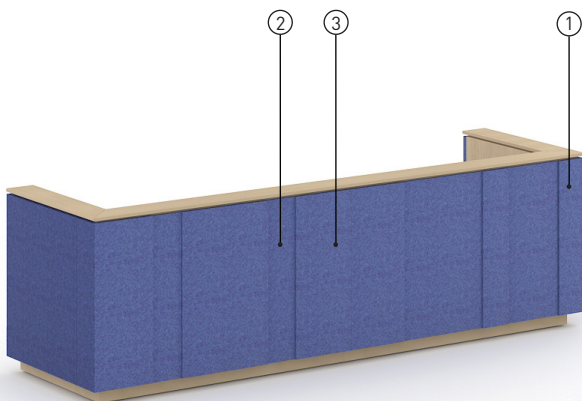
- 18mm chipboard pressed with melamine or 19mm chipboard pressed with veneer.

Top of the upper unit (2)

- 18mm chipboard pressed with melamine, with 2 mm ABS edges OR;
- 19mm chipboard pressed with veneer, with 1,5 mm edges;
- Assembled with a support, which is made of 12mm chipboard.

Plinth base (3)

- Exterior part (front and side facades) 18mm chipboard pressed with melamine or veneer.



Exterior part, panel units (front and side facades)

Side fabric panel (31 mm) (1):

- Made of 25mm chipboard;
- VB2240 foam (3 mm);
- Only upholstered with fabric.

Front fabric or solid panel (18mm) (2):

- Made of 12 mm chipboard;
- Pressed with veneer or melamine, or upholstered with fabric;
- VB2240 foam is used (3mm) when ordering panel upholstered with fabric;
- 4 sizes.

Front fabric panel (31mm) (3):

- Made of 25mm chipboard;
- VB2240 foam (3mm);
- Only upholstered with fabric;
- 4 sizes.

Wire cover cap (only black)

- For U shape receptions: 4pcs. are included in the package;
- For L shape receptions: 2pcs. are included in the package.

MATERIALS

- Fabrics: Synergy, Velito, Step/Step Melange;
- Melamine: D1 (whitened oak), D2 (amber oak), M1 (white), N (grey), N1 (dark grey), P (birch), T (beech), U (walnut);
- Veneer: A (oak), K (maple), R (walnut);
- Metal: A (black), E (white), M (metallic), T1 (dark grey).

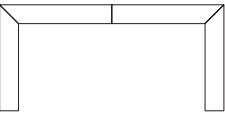
GUARANTEE

- 5 years

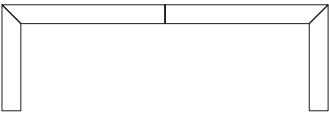
RANGE

SHAPE U:

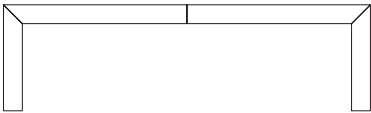
H=1100mm



2200x1040 (1x1800mm desk)



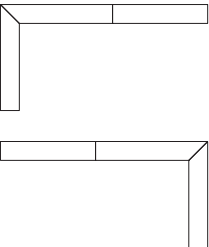
3200x1040 (2x1400mm desk)



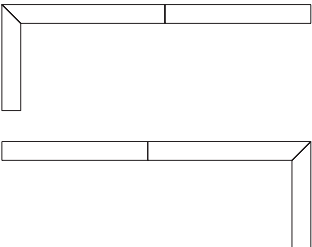
3600x1040 (2x1600mm desk)

SHAPE L (left handed and right handed):

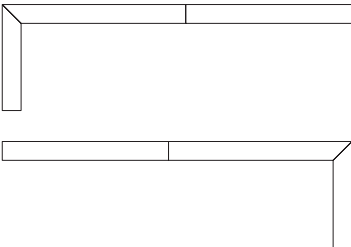
H=1100mm



2000x1040 (1x1800mm desk)



3000x1040 (2x1400mm desk)



3400x1040 (2x1600mm desk)

FRONT PANELS RANGE:

Thickness 18/31mm, H=972mm



200mm



400mm



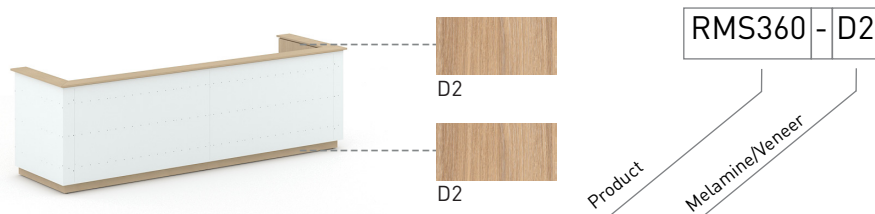
600mm



800mm

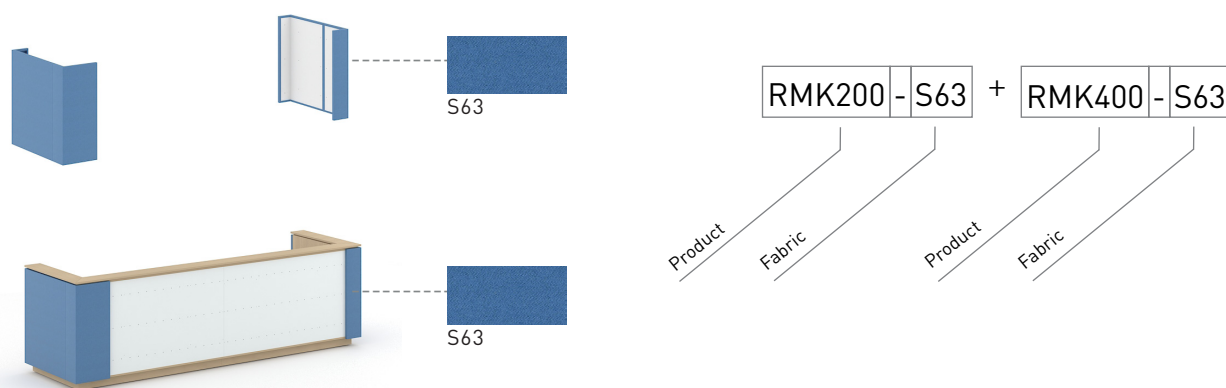
ORDERING EXAMPLE

STEP 1: Choose carcass shape (U or L shape) and sizes (from 3 available sizes)




STEP 2: Choose side fabric panels

Please, note: RMK200 + RMK200, RMK400 + RMK400 is not allowed!




STEP 3: Choose set of front panels

Required front panel set length for RMS360 (2 desks x 1600mm) is 3000 mm




- ① RMP202 – N1
- ② RMP601 – S63
- ③ RMP202 – U
- ④ RMP401 – S16
- ⑤ RMP401 – S17
- ⑥ RMP602 – D2
- ⑦ RMP201 – GP5
- ⑧ RMP400 – S59


FINAL PRODUCT



Must be ordered



RMK200 and RMK400 for U shape receptions



RMK200 and RMK201 for L and R shape receptions



Optional



Power socket blocks



Cable tray*

*If you are ordering power socket block, we highly recommend to order cable tray.

ADDITIONAL INFORMATION

Front panels set length

All receptions have required length of front panel set. It means that before ordering front panel set you need to know what is the exact requirement for your reception. Please, find this information below.

Carcass Front panel set length

RMS220 – 1600 mm

RMS320 – 2600 mm

RMS360 – 3000 mm

RMS200 – 1400 mm

RMS300 – 2400 mm

RMS340 – 2800 mm

RMS201 – 1400 mm

RMS301 – 2400 mm

RMS341 – 2800 mm


Cable wiring

U shape reception cable wiring scheme:

You can install wires from both sides for U form receptions.

L shape reception cable wiring scheme:

For L form you can only install it from one side.



In assembly scheme you will find step by step how to manage all wires. In the reception packages you will find everything what you need for inside carcass installation. Plastic rings and special fixed wire holders with screws