

Cast Pendant



Pendant

Lighting — Product Sheet
menu.as

by Tom Chung & Jordan Murphy



De Projectinrichter

www.deprojectinrichter.com
088 - 650 12 34

Cast Pendant

Product Type

Pendant

Environment

Indoor

Dimensions (cm / in)

Shape 1:

H: 12 cm / 4,7"

Ø: 12 cm / 4,7"

Shape 2:

H: 10 cm / 3,9"

Ø: 9 cm / 3,5"

Shape 3:

H: 15 cm / 5,9"

Ø: 7 cm / 2,8"

Shape 4 (Mobile):

H: 25 / 32 cm / 9,8"/12,6"

W: 66 cm / 26"

D: 12 cm / 4,7"

Colours

Black (RAL 9005)

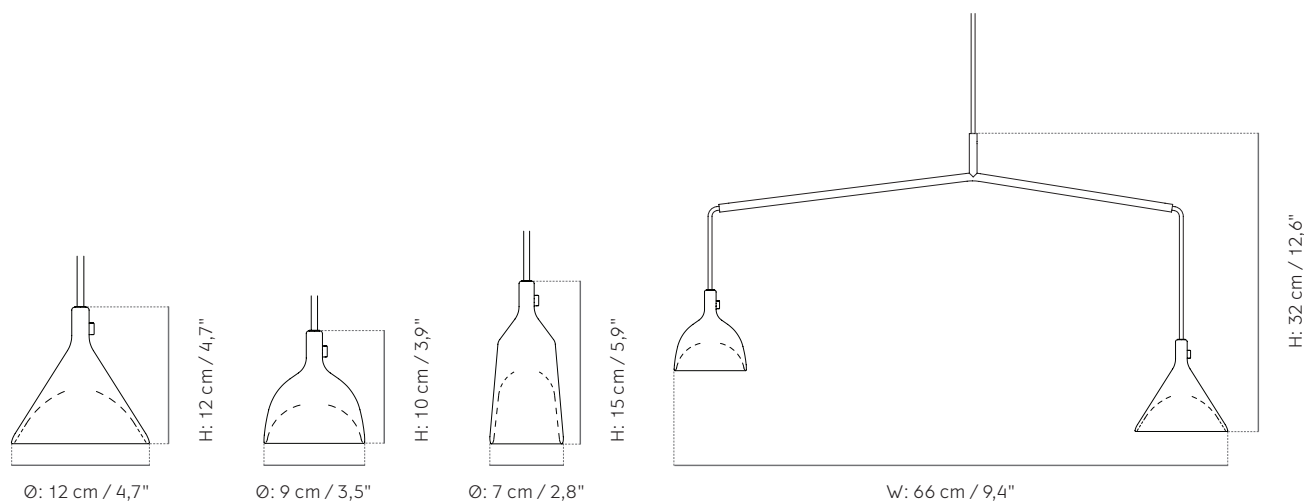


Cast Pendant takes inspiration from the traditional plumb weight – a weight hanging from a line used by masons and carpenters since Ancient Egypt to establish a true vertical. An honest light, Cast Pendant embodies MENU's philosophy of soft minimalism. Hang one lamp on its own or cluster several into an installation. The lamp is available in three variations, and a splitter allows for variety of configurations. Cast Pendant is designed for both commercial and residential use, and the use of LED technology enables a unexpected small scale, each luminaire only measures 10-15 cm tall.

About the Designer

Tom Chung is an industrial designer focused on material objects and space. He established his studio in 2015. Jordan Murphy is a designer who applies technical insight and curiosity to create simple and thoughtful objects. The two are based in Toronto, Canada and share an appreciation for functional and honest design. Cast Pendants is their first collaboration with MENU.

Cast Pendant



Production Process

Sand Casted Aluminum with a Painted Finish and die-casted aluminum reflector inside the lampshade.

Materials

Cast Aluminum (Rough Surface) and aluminum (reflector)

Weight item (kg)

Shape 1: 0,7 kg
Shape 2: 0,5 kg
Shape 3: 0,8 kg
Shape 4: 1,2 kg

Voltage (V)

220V

Light Source & Energy Efficiency Class

G9 (Included) 1,5 Watt, A++, A+, A, B, C, D

Light Specification

100 lumen
2900 Kelvin
Ra > 80

Dimmer

No. The lamp can be fitted with a dimmer by a certified electrician.

Canopy

Yes, ABS, Black
Ø: 11,5 cm / 4,5" * H: 3,8 cm / 1,5"

Cord Material and Colour

Soft PVC, Black

Cord Length (cm / in)

400 cm / 157.5"

Classification

CE and IP20

Certifications

LVD: EN 60598-2-1:1989; EN60598-1:2015;
EN 62493:2015

Packaging Type

Brown Box

Packaging Measurement (H * W * D)

Shape 1: 16,5 cm * 14,5 cm * 14,5 cm
Shape 2: 14,5 cm * 12 cm * 12 cm
Shape 3: 19 cm * 9,5 cm * 9,5 cm
Shape 4: 25,5 cm * 60 cm * 15 cm

Care Instructions

Use a soft dry cloth to clean. Do not use any cleaners with chemicals or harsh abrasives. Avoid using water.

Cast Pendant, Shape 1



Black
1210539

Cast Pendant, Shape 2



Black
1220539

Cast Pendant, Shape 3



Black
1230539

Cast Pendant, Shape 4



Black
1240539

Cast Sconce



Wall Lamp



by Tom Chung & Jordan Murphy

Cast Sconce



Product Type

Wall Lamp

Environment

Indoor

Dimensions (cm / in)

H: 19 cm / 7,5"

W: 12 cm / 4,7"

D: 18,5 cm / 7,3"

Colours

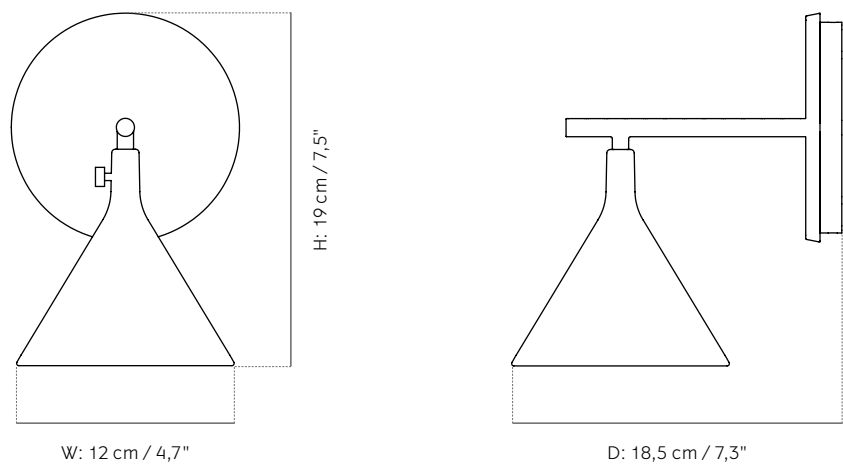
Black (RAL 9005)

What does it really mean for a design to be timeless? At MENU, we apply the term to concepts that carry archetypal weight, harking back to bygone eras and echoing familiar forms. At the same time, these designs' simplicity makes them unquestionably modern. There is little ornamentation, and every element carries meaning and purpose. Such is the nature of the Cast Lighting Series. Chung and Murphy based the original cast aluminum pendant on age-old plumb weights that masons and carpenters have been hanging from lines since ancient Egyptian times to establish a true vertical. Continuing the pendants' graphic expression, the Cast Sconce Wall Lamp also incorporates new components to establish a distinct identity. So while it beautifully complements the Cast Pendants, the wall lamp also hangs comfortably on its own, bringing soft, glare-free light to living spaces, hotel rooms, or passage areas. The thoughtfully designed brushed brass vertical bar and mounting plate create an engaging form that naturally assimilates into the décor of any space. Like the Cast Pendants, the Cast Sconce Wall Lamp is designed for both commercial and residential use.

About the Designer

Tom Chung is an industrial designer focused on material objects and space. He established his studio in 2015. Jordan Murphy is a designer who applies technical insight and curiosity to create simple and thoughtful objects. The two are based in Toronto, Canada and share an appreciation for functional and honest design. Cast Pendants is their first collaboration with MENU.

Cast Sconce (CE)



Production Process

Sand Casted Aluminum with a Painted Finish.

Materials

Cast Aluminum, Brushed Brass

Weight item (kg)

0,85 kg

Voltage (V)

220V

Light Source & Energy Efficiency Class

G9 (Included) 2,5 Watt, A++, A+, A, B, C, D

Light Specification

220 Lumen

2800 Kelvin

Ra > 80

Dimmer

No. On/Off Switch on the Cord. The lamp can be fitted with a dimmer by a certified electrician.

Canopy

No (supplied with plug).

Cord Material and Colour

Black PVC Cord with Matt Rubber coating.

Cord Length

200 cm

Classification

CE and IP20

Certifications

LVD: EN 60598-2-4:1997; EN60598-2-1:1989; EN 60598-1:2015; EN 62493:2015

EMC: EN 55015:2013 + A1:2015; EN 61547:2009; EN 61000-3-2:2014; EN 61000-3-3:2013

Packaging Type

Giftbox

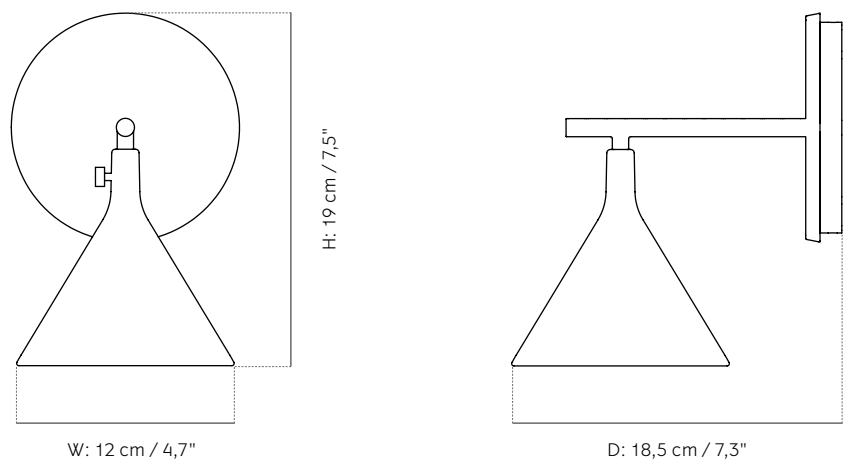
Packaging Measurement (H * W * D)

25,1 cm * 16,1 cm * 22,8 cm

Care Instructions

Use a soft dry cloth to clean. Do not use any cleaners with chemicals or harsh abrasives. Avoid using water.

Cast Sconce (US)



Production Process

Sand Casted Aluminum with a Painted Finish.

Materials

Cast Aluminum, Brushed Brass

Weight item

1,87 lbs

Voltage (V)

100-130 V

Light Source & Energy Efficiency Class

G9 (Included) 2,5 Watt, A++, A+, A, B, C, D

Light Specification

200 Lumen

2700 Kelvin

Ra > 80

Dimmer

No. On/Off Switch on the Cord. The lamp can be fitted with a dimmer by a certified electrician.

Canopy

No (supplied with plug).

Cord Material and Colour

Black PVC Cord with Matt Rubber coating.

Cord Length

78,7"

Classification

CE and IP20

Certifications

LVD: EN 60598-2-4:1997; EN60598-2-1:1989; EN 60598-1:2015; EN 62493:2015

EMC: EN 55015:2013 + A1:2015; EN 61547:2009; EN 61000-3-2:2014; EN 61000-3-3:2013

Packaging Type

Gift box

Packaging Measurement (H * W * D)

9,8" * 6,3" * 8,9"

Care Instructions

Use a soft dry cloth to clean. Do not use any cleaners with chemicals or harsh abrasives. Avoid using water.

Cast Sconce



Black
1250539

1250539U (US)

De Projectinrichter

www.deprojectinrichter.com
088 - 650 12 34